



# Community Development Department

---

135 E Johnson Ave.  
P.O. Box 1669  
Chelan, Washington, 98816

(509)682-8017  
Fax (509)682-8050

## Downtown Master Plan Visual Preference Survey

1. The Visual Preference Survey Map breaks the downtown into three types of areas:
  - a. Area A- Historic Core
  - b. Area B- Commercial/ Mixed-use
  - c. Area C- Residential Area
2. This map corresponds with the Visual Preference Survey. The survey lists ten examples of different styles of buildings. Rate each type in relation to which area it is located in.
3. Return survey to City of Chelan City Hall at 135 E Johnson Ave, Chelan. Surveys may be mailed to PO BOX 1669 Chelan, WA 98816 or emailed to [downtownmasterplan@cityofchelan.com](mailto:downtownmasterplan@cityofchelan.com).

**PLEASE TURN IN YOUR SURVEY BY JUNE 26, 2009.  
THANK YOU FOR YOUR PARTICIPATION!**

---

**Craig Gildroy**  
Planning Director

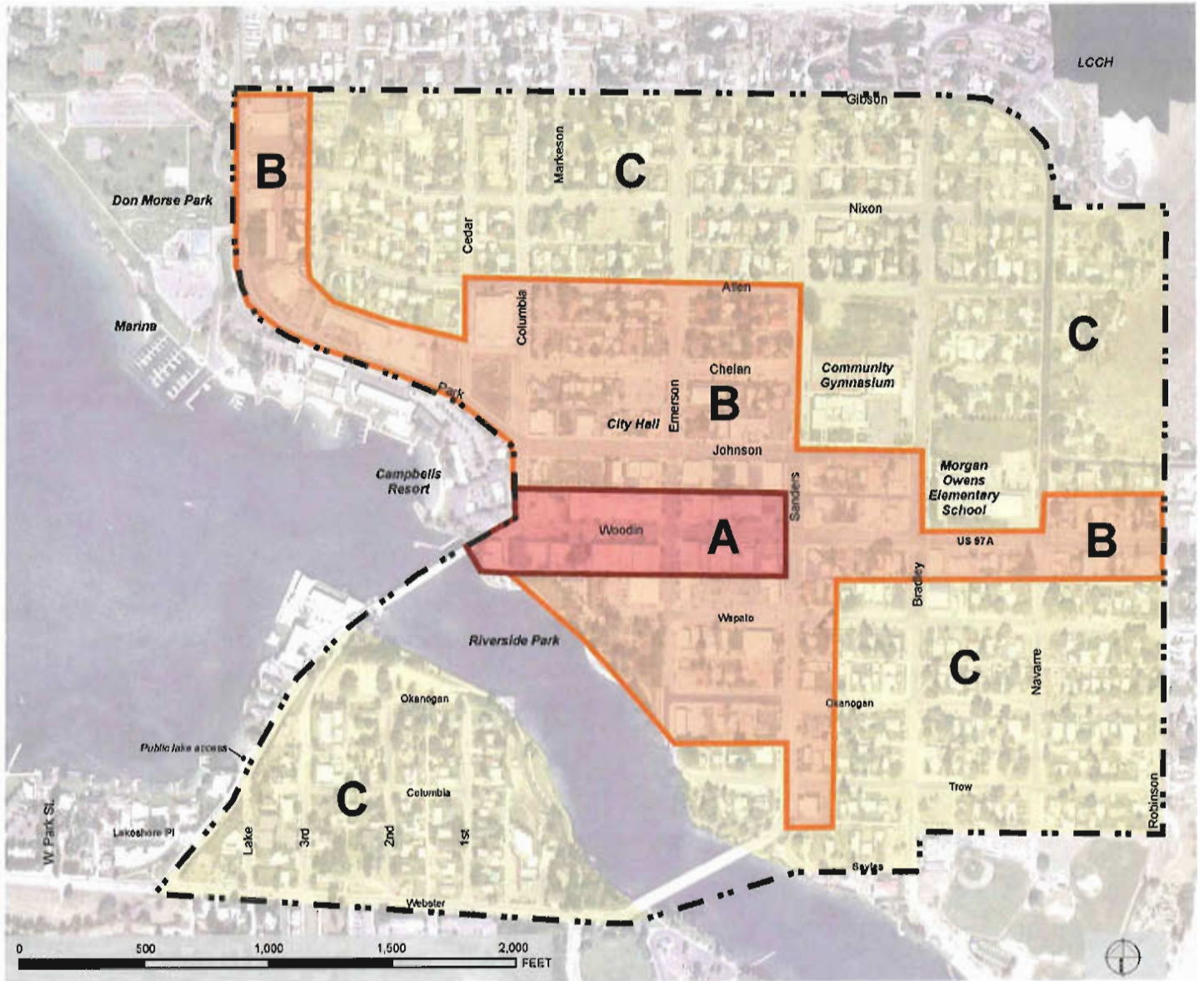
**Agnes Kowacz**  
Assistant Planner




**Ron Hanson**  
Building Official

**Rob Jordan**  
Building Inspector  
Code Enforcement Officer

# Chelan Downtown Master Plan






Visual Preference Survey Map:



-  Historic Core
-  Commercial/ Mixed-use
-  Residential Areas

# Chelan Downtown Master Plan

*Visual Preference Survey:* Please rate the following images for their desirability in three different Sub-Areas.

Map Index	Historic Core	Commercial/ Mixed-Use	Residential Areas	Comments:
	A	B	C	
 <p>1</p> <p>Row-houses with storefront cafe on corner</p>	5 Great! 4 OK 3 Neutral 2 Not great 1 No Way!	5 Great! 4 OK 3 Neutral 2 Not great 1 No Way!	5 Great! 4 OK 3 Neutral 2 Not great 1 No Way!	
 <p>2</p> <p>Four-story mixed-use building with pitched roof</p>	5 Great! 4 OK 3 Neutral 2 Not great 1 No Way!	5 Great! 4 OK 3 Neutral 2 Not great 1 No Way!		
 <p>3</p> <p>Multi-tenant retail building</p>	5 Great! 4 OK 3 Neutral 2 Not great 1 No Way!	5 Great! 4 OK 3 Neutral 2 Not great 1 No Way!		
 <p>4</p> <p>Multi-tenant retail building</p>	5 Great! 4 OK 3 Neutral 2 Not great 1 No Way!	5 Great! 4 OK 3 Neutral 2 Not great 1 No Way!		
 <p>5</p> <p>Medium scale retail building</p>	5 Great! 4 OK 3 Neutral 2 Not great 1 No Way!	5 Great! 4 OK 3 Neutral 2 Not great 1 No Way!		



6  
Storefront building with metal siding and pitched roof



7  
Multi-family buildings, 4-story



8  
Townhouses



9  
Multi-family building, 2-story



10  
Single Family

Sub Areas Map Index	Historic Core	Commercial/ Mixed-Use	Residential Areas	Comments:
	A	B	C	
	5 Great! 4 OK 3 Neutral 2 Not great 1 No Way!	5 Great! 4 OK 3 Neutral 2 Not great 1 No Way!		
		5 Great! 4 OK 3 Neutral 2 Not great 1 No Way!	5 Great! 4 OK 3 Neutral 2 Not great 1 No Way!	
		5 Great! 4 OK 3 Neutral 2 Not great 1 No Way!	5 Great! 4 OK 3 Neutral 2 Not great 1 No Way!	
		5 Great! 4 OK 3 Neutral 2 Not great 1 No Way!	5 Great! 4 OK 3 Neutral 2 Not great 1 No Way!	
		5 Great! 4 OK 3 Neutral 2 Not great 1 No Way!	5 Great! 4 OK 3 Neutral 2 Not great 1 No Way!	